STAND CONSTRUCTION REGULATIONS
VIV ASIA 2027

PART 1: Updated Rules & Regulations for 2027 3

Cashier's Cheque Requirement for Outside Contractors 3

Documents for First-Time Contractors 3

Penalty Fees for Construction Violations 3

- Early Construction 3
- Late Dismantling 3
- Non-compliance & Overbuilding 4
- Uncovered Shared Back Walls 4
- Carpet Adhesive Stains 4
- Paint Stains 4
- Construction Waste 4
- Space Encroachment 4
- Sanding Without Dust Bags 4
- Hot Works 4
- Alcohol & Smoking 4

Graphic Restrictions on Booth Back Walls 4

Painting Regulations 4

Additional Wall Length Restrictions 4

Maximum Height – Island Stands 5

Machinery demonstrations during the show 5

Sustainability 5

PART 2: The design process 5

Air space 5

Hanging STRUCTURES / TRUSSES - above 5.0 m and up to 7.0 m 5

Hanging STRUCTURES / TRUSSES – up to 5.0 m 6

Hanging BANNERS – above 5.0 m and up to 7.0 m 7

Hanging BANNERS - up to 5.0 m. 7

Aisles 8

Glass panels 8

Minimum stand height 8
Maximum stand height 9
Multi-storey stands 10
Obstacle plan 11
Booth number 11
Technical facilities 11
Technology 11
Walls 11
PART 3: The approval process 12
Stand Design and Booth Contractor Registration 12
Documents required to be submitted: 12
For Multi storey stands: 12
Further requirements for the stand construction: 13
IMPORTANT: 13
PART 4: Summary of IMPACT rules and regulations. 13
Amplified sound 13
Floor Load Capacity in the 'Building' 13
Food and beverage regulations 15
Forklifts 15
Rules and regulations inside the 'Building' 15
Waste & Building Protection 15
Fire & Safety 15
Flammable Materials 16
Catwalk Access Restrictions 16
Safety 16
Rigging & Hanging 16
Working at height 16
Floor Protection During Construction & Decoration 16
Protection During Equipment & Material Movement 17
Sawing & Polishing Activities 17
Fire, Welding & Metal Work 17

PART 1: Updated Regulations for 2027

Please carefully review the following new and updated rules and regulations for VIV Asia 2027.

Cashier's Cheque Requirement for Outside Contractors

For contractors who are not listed on the Approved Contractor List, are required to submit **a refundable security deposit of THB 1,000 per sqm.**

Cashier's Cheque Details

- Payable to: **VNU Exhibitions Asia Pacific Co., Ltd**.,
- Amount: THB 1,000 per sq.m,
- **Submission deadline: No later than 3 weeks prior to the move-in date,**
- Submit the cashier's cheque to: EVEX Event & Exhibition Service Co., Ltd.,
- Address: 2/1 Soi Krungthep Kritha 25, Saphan Sung, Bangkok 10240, Thailand.

Please note: The cashier's cheque must be **issued in the name of VNU Exhibitions Asia Pacific Co., Ltd.** However, the physical cashier's cheque must be submitted to **EVEX (Event & Exhibition Service Co., Ltd.)** at the address above. **EVEX** is our appointed stand design approval partner. Onsite submission or payment will not be accepted. The deposit is required solely as a security guarantee for work carried out within the exhibition area and compliance with all exhibition regulations. The cashier's cheque will be returned within one month after the show, subject to no damage occurring and full compliance with all exhibition regulations. **EVEX** will arrange an appointment with the contractor for the cheque return.

For any questions, please contact **vivasia@evexthailand.com**

Documents for First-Time Contractors

Outside contractors participating in **VIV ASIA 2027** for the first time must also submit the following documents to **vivasia@evexthailand.com** for approval:

- VAT Registration Certificate (P.P.20),
- Company Registration Certificate,
- Commercial Registration Certificate,
- Company profile and past portfolio.

Submission and approval of these documents are required as part of the stand approval process.

Penalty Fees for Construction Violations

For any violations of the construction regulations listed below, the party responsible will be subject to a penalty fee according to the organizer's specified rates (excluding 7% VAT):

- **Early Construction:** Starting construction before the official time stated in the exhibitor manual, or without prior approval from the organizer, will result in immediate suspension of work and a fine of THB 10,000 per hour. Work may only resume during the approved schedule,
- **Late Dismantling:** Dismantling beyond the specified schedule will incur a fine ranging from THB 20,000 to THB 50,000, depending on the stand size,

- **Non-compliance & Overbuilding:** Failure to comply with the approved stand designs or overbuilding beyond the assigned space will require immediate revision to meet regulations, plus a fine of THB 30,000 per stand,
- **Uncovered Shared Back Walls:** If back walls shared with neighboring stands are not properly finished using solid white materials (such as wood in plain white), a fine ranging from THB 34,000 to THB 40,000 per stand will be applied, depending on the size of the uncovered wall,
- **Carpet Adhesive Stains:** The use of incorrect carpet adhesive that results in glue stains on the hall floor will be fined at THB 1,000 per linear meter,
- **Paint Stains:** Paint stains left on the hall floor will incur a fine of THB 2,000 per sq.m,
- **Construction Waste:** Failure to remove and properly dispose of construction waste will result in a fine of THB 10,000 per 8 cubic meters (approximately 2 x 2 x 2 meters),
- **Space Encroachment:** Encroaching on neighboring spaces or placing items outside the allocated stand area will incur a fine of THB 10,000 per booth,
- **Sanding Without Dust Bags:** Sanding without a dust collection bag after receiving three official warnings will result in a fine of THB 10,000 per violation,
- **Hot Works:** Hot works, such as welding or metal cutting that produce sparks, are strictly prohibited inside the venue. Violations will result in the immediate suspension of work and a fine of THB 20,000 per stand,
- **Alcohol & Smoking:** Consumption of alcohol or smoking of any kind (including e-cigarettes) inside the exhibition hall is strictly prohibited and will result in a fine of THB 10,000 per occurrence/booth.

Graphic Restrictions on Stand Back Walls

All structures exceeding the stand wall must be at least 1m. away from the adjacent neighboring stand. The side facing to adjacent stand must not have any graphic. If you need any graphic on that side, please set 2m. away from the adjacent neighboring.
Exception for island stands (4 sides open): graphics, logos, text and images are permitted on all sides of the stand, including sides facing neighboring stands.

Painting Regulations

According to the Health & Safety Policy, only water-based paint is allowed to be used onsite. Paint-spraying equipment must not cause a nuisance to others, and protective measures should be taken to ensure no paint is spilled or sprayed onto neighboring areas. If the organizer receives any complaints regarding activities that violate this safety policy, the organizer reserves the right to suspend construction work immediately.

Additional Wall Length Restrictions

For 4-side-open (island), 3-side-open, and 2-side-open stands, additional wall(s) may not exceed 50 % of the longest side if the stand in total. On each individual side, additional walls may not exceed 50% of that side. The original walls do not count towards this 50% limit.
Example: If your stand is 4-side-opened, 6 x 10m., you can have total length of your additional wall at 5m. (50% of 10m.) and on the 6m. side of your stand can have the wall not longer than 3m. (50% of 6m.)

Maximum Height – Island Stands

Own stand constructions with a 4-side-open (island) layout may be built up to a maximum height of 5 m. The Wall Length Restriction remains applicable.

Machinery demonstrations during the show

For any stand planning to conduct a machinery demonstration, the exhibitor should declare the demonstration details in advance and provide information on how the machinery will operate to **EVEX**. **EVEX** will then coordinate with IMPACT and inform the relevant teams if there is any potential impact, such as fumes, odors, noise, vibration, or other forms of pollution. This advance coordination will allow IMPACT to assess any potential risks and implement appropriate preventive measures to minimize the impact on the surrounding environment and ensure a safe and comfortable environment for all exhibitors and visitors.

Sustainability

As part of the organizer's continued efforts to improve sustainability practices, the following recommendations can help you in creating a more sustainable stand and participation. Please take these into consideration:

- Use recycled and/or recyclable materials and furniture,
- Build a re-usable stand, which can be deconstructed and moved to your next exhibition participation,
- Save energy by using LED lighting,
- Offset the carbon emission of your team's flights – most airlines offer this option in the booking process,
- Switch printed flyers and brochures in your stand for digital screens and scannable QR codes,
- Check your catering order – avoid waste by ordering the correct amounts, order locally produced items,
- Present the diversity and inclusivity of your company by having a diverse workforce on your stand.

PART 2: The design process

The stand construction regulations are listed in alphabetical order.

Air space

Hanging STRUCTURES / TRUSSES - above 5.0 m and up to 7.0 m.

- Maximum Height: Hanging structures and trusses may be suspended above 5.0 m, up to a maximum height of 7.0 m,
- **Airspace Usage / Advertising Fee:** A fee of **€50 per linear metre** applies to hanging structures and trusses suspended above 5.0 m and up to 7.0 m. For example, a 10 m truss will incur a fee of €500 (€50 × 10 m). This fee covers advertising airspace only and does not include rigging or installation costs,
- Positioning: Hanging structures and trusses must be positioned at least 1 m away from the wall of any neighbouring stand and must remain entirely within the contracted stand area. They must not extend into the aisle or obstruct neighbouring exhibitors,

- Rigging and Suspension Requirements: IMPACT has a limited number of rigging points. Hanging structures and trusses must be suspended from rigging points located within the contracted stand area. The exhibitor's appointed contractor is responsible for checking the availability of suitable rigging points with the **Exposition Technology (ExpoTech)** team. Please refer to the rigging order form available in the Exhibitor Portal,
- Materials and Construction: Hanging structures and trusses must use commercially manufactured, purpose-designed suspension systems. Lightboxes and LED screens specifically designed for overhead suspension are also permitted, subject to approval,
- Structural Safety**:** All hanging structures must be accompanied by a structural engineer's report confirming the safety of the structure, its weight load and connections. Before any structure is lifted, the official rigging contractor **ExpoTech** and **EVEX** will conduct a safety inspection of the hanging structure and equipment.
- Hanging Restrictions**:** Suspension of structures or trusses above aisles is prohibited,
- Design Approval: Detailed drawings of the hanging structure, including any supporting truss system, must be included in the stand plan submission for approval,
- On-site Orders: On-site rigging orders will not be accepted.

Hanging STRUCTURES / TRUSSES – up to 5.0 m

- Maximum Height: Hanging structures and trusses may be suspended up to a maximum height of 5.0 m.
- Positioning: Hanging structures and trusses must be positioned at least 1 m away from the wall of any neighbouring stand and must remain entirely within the contracted stand area. They must not extend into the aisle or obstruct neighbouring exhibitors.
- Rigging and Suspension Requirements: IMPACT has a limited number of rigging points. Hanging structures and trusses must be suspended from designated rigging points and must not obstruct neighbouring exhibitors. Suspension from the venue's catwalk is prohibited unless specifically approved by the organiser. The exhibitor's appointed contractor is responsible for checking the availability of suitable rigging points with the **ExpoTech** team. Please refer to the rigging order form available in the Exhibitor Portal.
- Materials and Construction: Hanging structures and trusses must use commercially manufactured, purpose-designed suspension systems. Lightboxes and LED screens specifically designed for overhead suspension are also permitted, subject to approval.
- Structural Safety: All hanging structures must be accompanied by a structural engineer's report confirming the safety of the structure, its weight load and connections. Before any structure is lifted, the official rigging contractor and **EVEX** will conduct a safety inspection of the hanging structure and equipment.
- Hanging Restrictions: Suspension of structures or trusses above aisles is prohibited.
- Design Approval: Detailed drawings of the hanging structure, including any supporting truss system, must be included in the stand plan submission for approval.
- On-site Orders: On-site rigging orders will not be accepted.

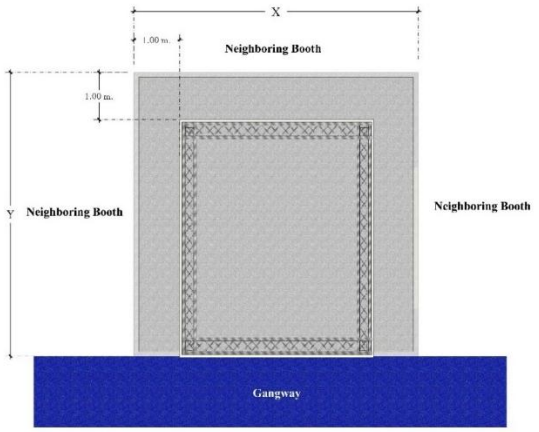

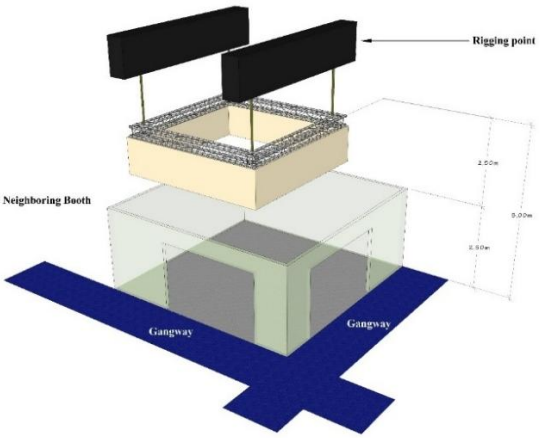

Hanging BANNERS – above 5.0 m and up to 7.0 m

- Maximum Height: Hanging banners may be suspended above 5.0 m, up to a maximum height of 7.0 m,
- Dimensions: Hanging banners must not exceed 3 m × 2 m and may be displayed in either vertical or horizontal orientation,
- Materials and Construction: Hanging banners must be made of vinyl or fabric and must use a commercially manufactured, purpose-designed suspension system with a lightweight framework,
- **Airspace Usage / Advertising Fee:** A fee of **€250 per banner** applies to all hanging banners suspended above 5.0 m and up to 7.0 m. This fee covers the use of advertising airspace only and does not include the costs of rigging, installation, suspension equipment or banner production. These costs must be arranged and paid for separately by the exhibitor,
- Positioning: Banners must be hung at least 1m away from the wall of the neighbouring stand. It may not extend beyond the contracted stand area on the side that is facing the aisle,
- Rigging and Suspension Requirements: IMPACT has limited number of rigging points. Hanging banners must be suspended from rigging points located within the contracted area. The exhibitor's assigned contractor must check the availability of points above/near your booth with the **ExpoTech** team. Please refer to the rigging order form in the Exhibitor Portal,
- Design approval: Detailed drawings of the hanging structure, including any supporting truss system, must be included in your stand plan submission for approval,
- On-site orders: Onsite rigging orders will not be accepted.

Hanging BANNERS - up to 5.0 m.

- Maximum Height: Hanging banners may be suspended up to a maximum height of 5.0 m,
- Dimensions: Hanging banners must not exceed 3 m × 2 m and may be displayed in either vertical or horizontal orientation,
- Materials and Construction: Hanging banners must be made of vinyl or fabric and must use a commercially manufactured, purpose-designed suspension system with a lightweight framework,
- Positioning: Hanging banners must be hung at least 1m away from the wall of the neighbouring stand and must not extend beyond the contracted stand area towards the aisle,

- Rigging and Suspension Requirements: IMPACT has limited number of rigging points. Hanging banners must be suspended from rigging points located within the contracted area. The exhibitor's assigned contractor must check the availability of points above/near your booth with the **ExpoTech** team. Please refer to the rigging order form in the Exhibitor Portal,
- Design approval: Detailed drawings of the hanging structure, including any supporting truss system, must be included in your stand plan submission for approval,
- On-site orders: Onsite rigging orders will not be accepted.

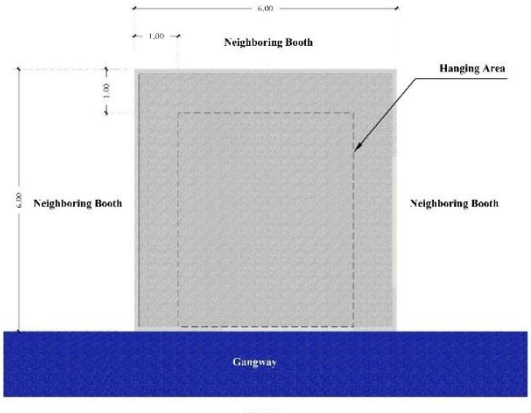

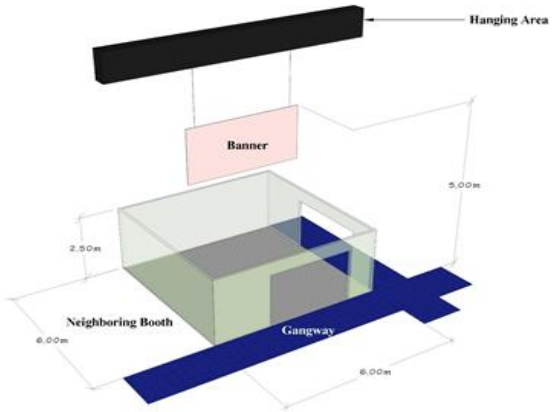

Important Regulations – Applicable to All Hanging Banners and Structures

All hanging banners and structures are subject to prior approval by the organiser. The suspension of heavy equipment or other stand construction elements is prohibited. The organiser reserves the right to reject, require modifications to, or remove any hanging or decorative item deemed unsuitable or unsafe. Gas-filled inflatable objects are strictly prohibited.

Aisles

No part of any stand or exhibit, including any fascia, sign, lights, corner post, etc. shall overhang or be over the aisle or obscure any fire or exit signs. It is strictly forbidden to build or hang any items across gangways.

Glass panels

Any furnishing or wall elements made with full length glass or mirrors must be properly marked and protected from impact. Glass walls used must comply with current standards with regard to their characteristics and installation system. If glass walls are installed along the routes used by the public, they must be shatterproof or tempered glass. Glass walls must comply, in terms of glass type and installation, with current UNI standards.

Minimum stand height

Exhibitors building their own stand are required to erect dividing walls at the back of the stand and the sides touching a neighbouring stand. You are not allowed to use the back wall erected by your

rear neighbour. Dividing walls between your stand and the neighbouring stand should be at least 2.5 m. high and the floor area should be covered.

Attention! If you are putting down a raised floor and put a 2.5 m on top, your stand will be higher than 2.5m. If you are putting down a raised floor, detract the height from the total wall height. This ensures the wall not becoming higher than expected.

Maximum stand height

- The maximum permitted height for all own stand constructions is **4 m**.
    - Exceptions:
        - **Multi-storey stand**: see next paragraph.
        - **4-side-open (island) stands**: stand constructions may reach to a maximum height of **5 m,** provided that the Wall Length Restriction is followed.
- The backside of walls that are higher than 2.5m and directly connected to the neighbours, must be finished in white colour by your stand builder. It is not permitted for these to carry text, logo, or pictures. Walls built higher than 2m that are at least **2m away** from neighbouring stands are not obliged to finish in white and may contain commercial outings.

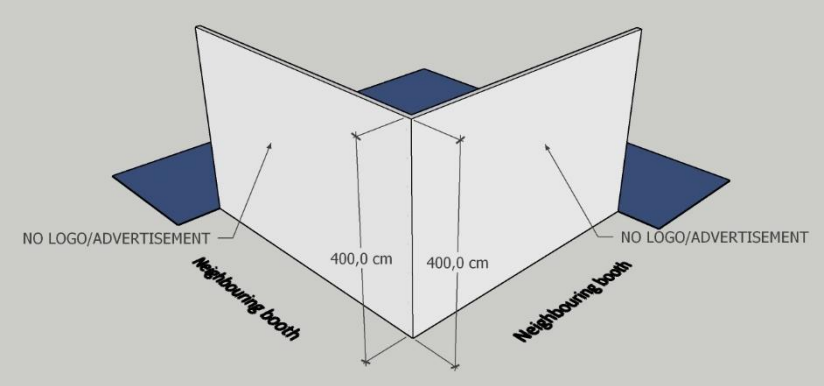

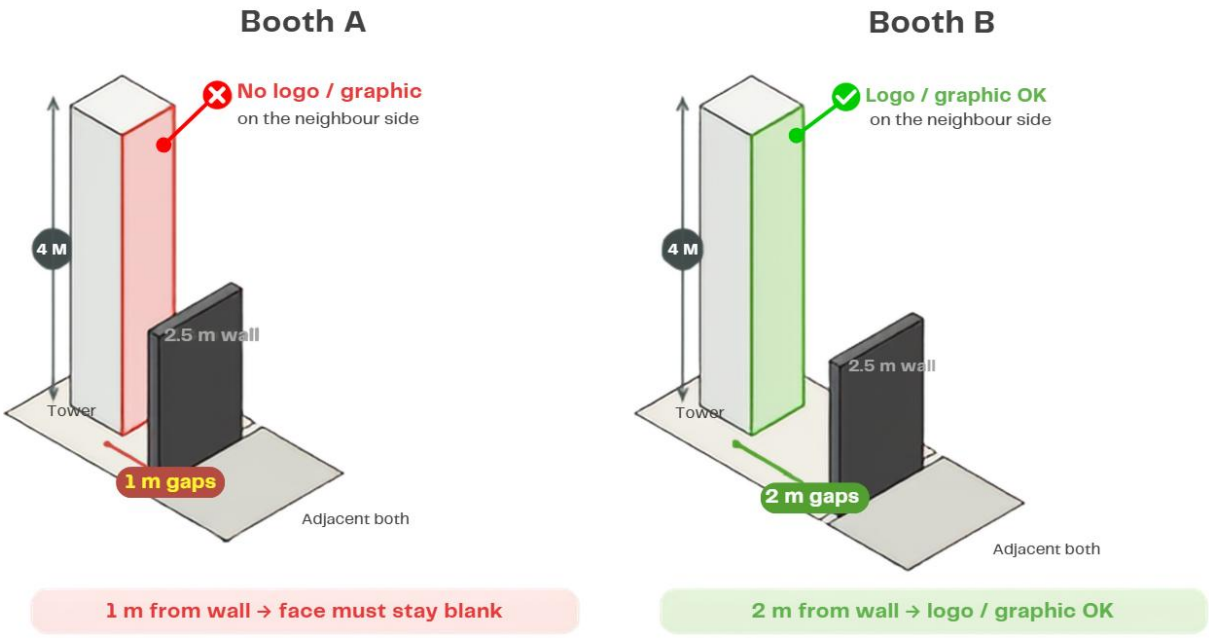

Multi-storey stands

Multi-storey stands are allowed only after official approval of the organiser and **EVEX** and are subject to a space rental fee of **€ 275** per square meter. Build-up of the top floor must be at least 1m away from the neighbouring booths. Maximum height for multi-storey stands is 5m.

Additional approval from the exhibition centre and their fire department might be required. For more information, also regarding additional requirements for multi-storey stands, contact **EVEX** via email **vivasia@evexthailand.com.**

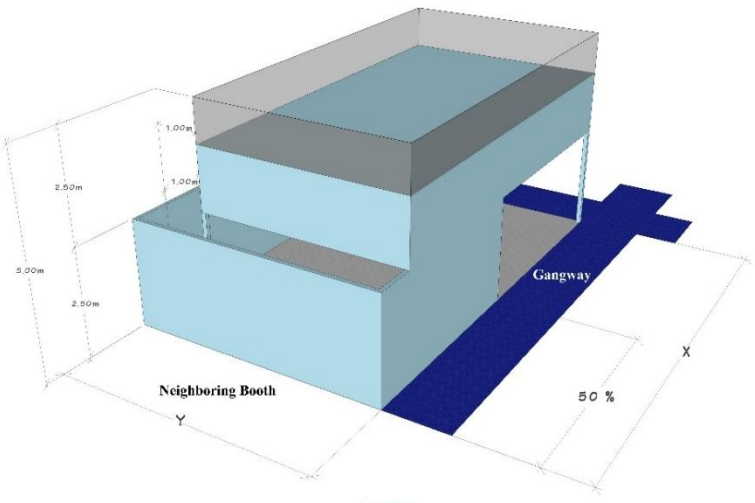

Obstacle plan

Please check the floorplan for marks indicating obstacles in your stand. You will have to keep this in mind when designing your stand. A detailed floorplan can be accessed through the Exhibitor Portal. All obstacles are indicated on this floorplan.

You are allowed to build around the obstacles, as long as any fire hoses remain visible and accessible. Fire hoses are located in the floor and must be accessible at all times. This can be done by cutting out the carpet around the door/opening and placing a fire hydrant sign. For more information contact **EVEX** via email **vivasia@evexthailand.com.**

Stand number

The stand number must be clearly and prominently displayed on each stand. If this requirement is not met, the organiser reserves the right to install the stand number at the exhibitor's expense.

Technical facilities

Technical facilities (electricity, water and compressed air) are located in the trays or holes in the floor. Make sure you know where they are located on your stand. This way, you prevent unnecessary wiring. Another solution is putting down a raised floor, which gives you the opportunity to hide wires underneath. Make sure you adjust your stand lay-out, to prevent loose-hanging cables and wires.

For more information about the technical facilities inside your booth area, please contact **ExpoTech** via **vivasia@expotech.co.th.**

Technology

You can find the specifications of the hall in the Exhibitor Portal. The floor plan will also supply you with additional information about options and restrictions regarding your stand.

Walls

Stand construction should not obstruct accessibility from the aisles: every side of the stand facing the aisle should have at least 50% visibility clearing from floor level up to the maximum height of 4m (except island stands)- i.e. if a stand is 12m wide a maximum of 6m of full walling will be permitted.

PART 3: The approval process

Stand Design and Stand Contractor Registration

All exhibitors with their own stand construction are required to submit the following information for review and approval via the Stand Design Approval form:

1. **Booth Contractor Information** – Details of the appointed stand contractor.
2. **Stand Design** – Complete stand design drawings and specifications for review and approval.

Submission Deadline for both items: 20 January 2027.

Please ensure that both the Stand Contractor Information and Stand Design are submitted through the Stand design Approval form by the deadline stated above. **EVEX**, will review the submitted stand designs to ensure compliance with VIV Asia stand construction regulations and suitability for the designated exhibition hall. Exhibitors are responsible for ensuring that their appointed stand contractors comply with all applicable rules and regulations.

For any inquiries regarding stand design requirements or the approval process, please contact **EVEX:**

Email: vivasia@evexthailand.com

Contact Persons:

- Natt: +66 63 591 6545
- Plum: +66 95 952 8607

Documents required to be submitted:

In order to be able to assess your stand design, we ask you to submit the following documents:

- Visual(s) of the stand design, including a technical drawing with all dimensions
  - *Perspective view;* showing the stand view from all sides, plus materials specifications and also the equipment inside. 3D visuals, technical drawings confirming all dimensions and materials,
  - *Scaled floorplan;* utilities points showing the power and water supply and the location of larger equipment,
  - *Dimensions plan;* showing the length, width and height of each part of the stand construction.

For Multi storey stands:

- Provide adequate number of fire extinguishers on mezzanine / first floor.
- Provide structural engineer report with calculations and confirmation on safety builds.

- Any complex structure (double decker or rigging structure) that is modified after its initial submission must resubmit drawings including details of all modifications and a structural engineer report to confirm that the final overall design is safe for its purpose.

Further requirements for the stand construction:

- Maximum travel distance from any part of the stand to the nearest exit should not be more than 10 meters.
- **Totally enclosed ceilings are strictly prohibited**. Exhibition stand ceilings must not obstruct the sprinklers and shall have an open space of over 50% of the total stand area to ensure fire prevention safety. Any ceiling fabric must be water-permeable and fire retardant.
- The structure of all exhibition stands must be reasonably designed so as to ensure safety and security.
- The designed structural strengths of all exhibition stands shall meet the strength required by the load. During the construction period, efforts shall be made to ensure the overall strength, stiffness, stability and local stability of the exhibition stand structure.
- All exhibitors should select the contractor with proven qualifications to construct their booth and are obliged to require the contractor to implement the construction in light of the relevant regulations and construction specifications and carry out corresponding safety measures.

IMPORTANT:

- Without written approval from **EVEX**, contractors will not be allowed to access the hall.
- Late submissions may be subject to a longer period of approval and/or a surcharge.
- Any stand design that is modified after its initial submission must be resubmitted with details of all modifications for an official re-approval. Not building according to the approved stand drawing can result in a fine of € 100 per square meter.

PART 4: Summary of IMPACT rules and regulations.

Amplified sound

Exhibitors have the right to use an amplifier or loudspeaker as permitted by law which is not over 85 decibel (A) and/or 95 decibel (C). In case where the use of the amplifier goes beyond the limit permitted by law, the organiser shall ask for a collaboration of the exhibitor to immediately turn the volume down. If the exhibitor refuses to abide by such request, the organiser shall cut off the electricity until the exhibitor agrees to cooperate. The exhibitor shall however be responsible for any damage that it may have caused.

Floor Load Capacity in the 'Building'

The floor loading at the Challenger halls 1-3 is to 2.000 kg./sqm. In the event that the material or the equipment weighs more than 2.000 kg. a structural engineer shall manage the weight distribution so

that the area can carry the weight of no more than 2.000 kg/sqm. then he/she shall have his/her esign and calculation certified by signing a copy of his/her professional license and have it submitted to the Organiser for acknowledgement.

In some cases the floor loading capacity in Challenger 1-3 may be higher than 2.000 kg./sqm. For more information contact **EVEX** via email **vivasia@evexthailand.com.**

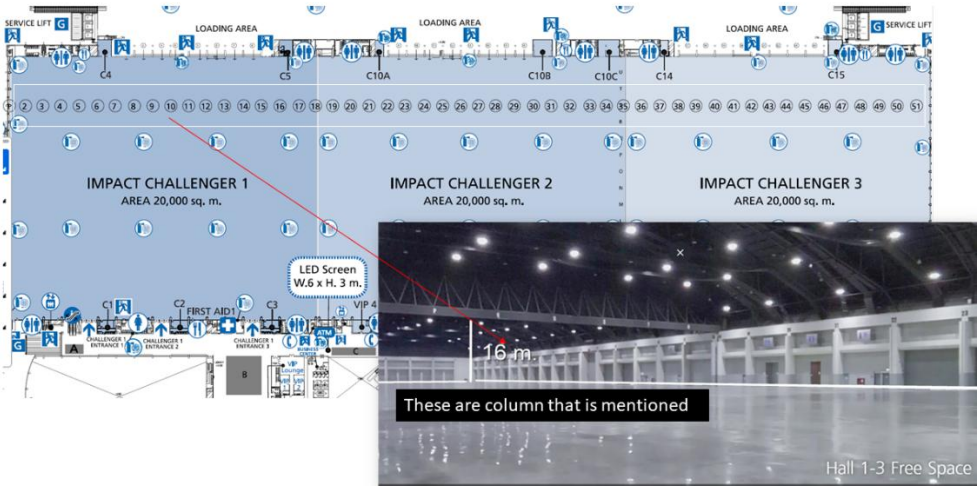

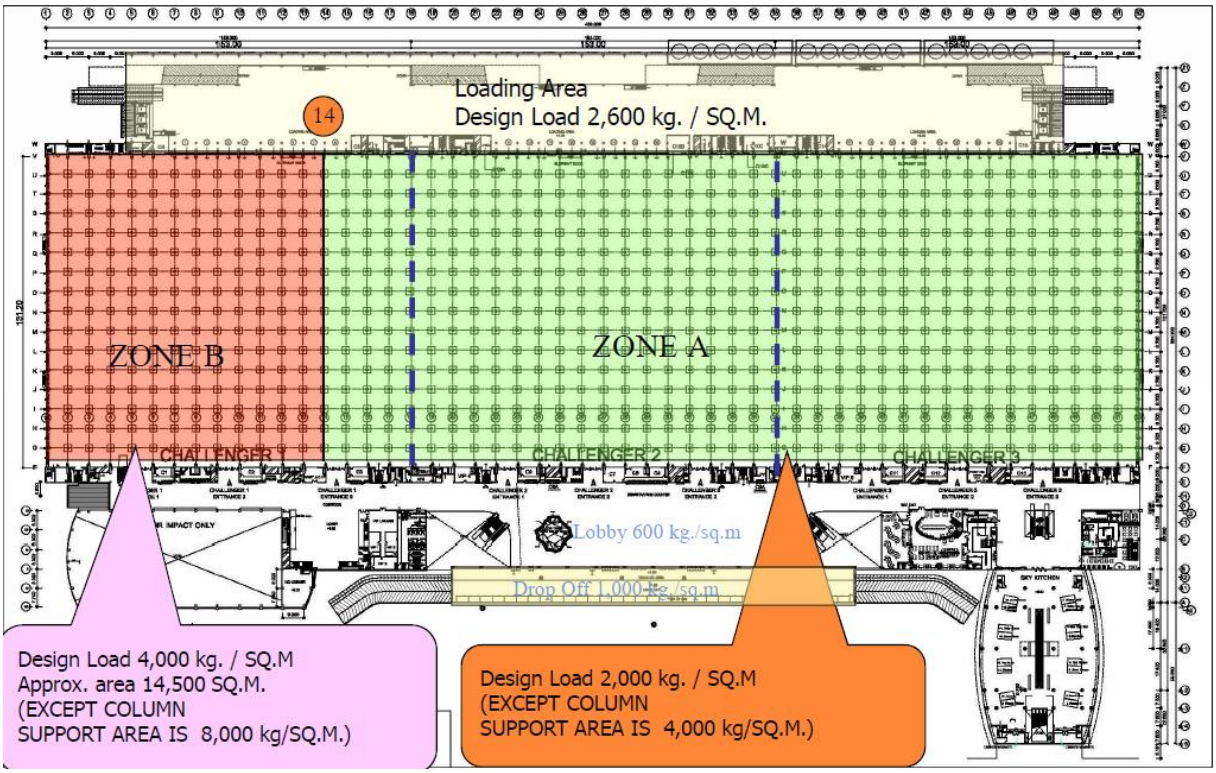

The halls 5 - 7 (across the street from the original Challenger halls) can carry the weight up to 2.000 kg./sqm. In the event that the material or the equipment weighs more than 2.000 kg., a structural engineer shall manage the weight distribution so that the area can carry the weight of no more than 2.000 kg./sqm., then he/she shall have his/her design and calculation certified by signing a copy of his/her professional license and have it submitted to the Organiser for acknowledgement.

Food and beverage regulations

Foods and beverages from outside caterer or supplier shall never be brought into the 'Building' unless permitted in writing by the Venue **IMPACT**. For any question, please contact Ms. Angkana Boonma**:** **angkanab@impact.co.th**

In case it is found by the Venue that any ready-to-eat food is distributed at the 'Event' without giving prior notice to the Venue, and there is not any mutual agreement between the parties as to the fee incurred to the exhibitor from import of foods into the 'Premise', the exhibitor shall be subject to a fine of 50.000 baht (Fifty Thousand Baht)/booth/day.

Cooking is prohibited inside the "Building", except for the use of electrical appliances to warm up the foods aimed at tasting purpose.

Forklifts

The use of forklifts in and around the building is only permitted for the following parties assigned by the organiser: GKL Showfreight, APT Showfreight (Thailand) Co., Ltd. and Sun Expo Service Co., Ltd.

Rules and regulations inside the 'Building'

Waste & Building Protection

- Any scraps from construction or demolishing process shall not be left behind, the exhibitor who fails to do so shall be subject to a fine of at least 10.000 baht (Ten Thousand Baht).
- It is strictly prohibited unless permitted in writing by the Organiser to apply any kind of glue, two-sided tape, or any other materials alike on any door, wall, and any structure of the 'Building'.
- It is strictly prohibited to peg down any nails or sharp objects, materials or tools on any floor, wall, and any structure of the 'Building'.

Fire & Safety

- It is strictly prohibited to do the wirings across fire exit, placing any object blocking fire extinguisher cabinets, fire escape, or emergency exits around the 'Building'.
- It is strictly prohibited to do the wirings across entrances/exits and fire exits to prevent stumbling on such wires. In the event that it is inevitable to do so, wires shall be placed in wiring racks with decent cover in a tidy manner.

- Emergency exits and fire exits shall not be used as an ordinary entrance/exit or used for any other purposes. Each failure to do so shall be subject to a fine of 2,000 baht (Two Thousand Baht).

Flammable Materials

- It is strictly prohibited to pull, stretch, fasten, and entangle any kind of sling to prop up or support any structure of the 'Building' in the Premise.
- It is strictly prohibited to use both inside and outside if the 'Building' any spray or paint which contains a thinner or any inflammable substance.
- Inflammable materials remained from the construction such as thinner and gasoline shall never be left in the 'Building' during days of the 'Event'.
- Liquid propane gas or any other inflammable gas shall never be brought into the 'Premise'.
- Welding and cutting any materials which may cause fire spark are strictly prohibited inside the 'Building'.

Catwalk Access Restrictions

Only **ExpoTech** has permission to climb up and use the catwalk. Any other party is strictly prohibited from doing so.

Safety

Rigging & Hanging

The exhibitor/stand contractor in fixing or hanging any equipment or material to the roof of the 'Building' shall ensure the existence of coveting materials for the roof structure and hanging spots to prevent hanging materials from scratching with the roof structure as it may be damaged therefrom. All hanging and fixing materials shall be immediately removed therefrom subsequent to the end of the event. Failure to do so shall be subject to a charge of at 5.000 baht (Five Thousand Baht) per a spot found uncovered.

Working at height

The exhibitor/stand contractor for working in high places shall abide by the following rules and regulations:

- Scaffolds shall be required for any work on a place higher from the ground more than 2.00m.
- Safety belts and helmets shall be required for any work on a place higher from the ground more **than 4.00m.** and the belt shall be hooked onto the strong building's structure or the scaffold to prevent the workers from falling.
- Workers must wear safety belts, helmets, and safety shoes while on duty.

Floor Protection During Construction & Decoration

The exhibitor/stand contractor shall, for the construction of a stage or any decorative activities, cover the floor of the 'Building' to protect it from any scratch. Details of which are as follows:

- Plastic sheets or carpets shall be required in case of structure painting. Please refer to additional new rules – Painting Regulations. In case where the paint is found on the floor of the building, the exhibitor shall be subject to a fine of 5.000 baht (Five Thousand Baht) per one square meter.
- Carpets or 10-15 mm. thick wooden sheets on the plastic sheets or carpets to prevent building from the damage.
    - To prop up the structure and decorative parts
    - To support the scaffold with iron standing bars with wooden sheets or carpets
    - To be used in the relocation of equipment which may cause damage to the 'Building'.

Protection During Equipment & Material Movement

To prevent any surface of the 'Building' from damage, the exhibitor/stand contractor shall make available the support on the floor in case where such vehicles as a caterpillar tractor or a road roller is used to move tools, equipment, or materials used in the event. The said wooden sheets shall be of at least 15mm. thick and at least 10mm. in case of iron sheets. The sheets shall be laid on the floor from the unloading spot to the event.

Sawing & Polishing Activities

A circular saw is prohibited in the 'Building' while a small electric saw is allowed to be used with wood, glass, and tiles. Sawing and polishing activities must be equipped with built-in vacuum cleaner and dust bag to remove dust or particles generated. Please refer to additional new rules and regulations – **Penalty Fees for Construction Violations.** The organiser is able to stop the sawing or polishing work and shall subsequently provide a working area for the work of the exhibitor/stand constructor outside of the 'Building'. In such case, the exhibitor/stand constructor will be charged for the used electricity and cleaning service.

Fire, Welding & Metal Work

Any activity causing fire spark e.g. welding, cutting, or polishing metal inside the 'Building' is strictly forbidden. Please refer to additional new rules and regulations – **Penalty Fees for Construction Violations**